

Impact Factor: RJIF 5.22
ISSN: 2455-6548

INDEX COPERNICUS 2016: 59.57

International Journal of Biology Research

Online and Print Journal Indexed Journal Refereed Journal Peer Reviewed Journal

VOLUME 3

ISSUE 4

JAN-FEB

2018



Published By
Gupta Publications



Search

SEARCH

International Journal of Biology Research

ISSN: 2455-6548

MENU

ISSN: [2455-6548 \(Online\)](#)

Peer Review Process: [Blind Peer Review Process](#)

Frequency of Publication: [Quarterly \[4 issues per year\]](#)

Languages: [English](#)

Accessibility: [Open Access](#)

Plagiarism Checker: [Plagiarism X](#)

DOI : doi.org/10.22271/biology

International Journal of Biology Research publish original research work that contributes significantly to share the scientific knowledge in biotechnology and bioscience research. All manuscripts are subjected to RAPID peer review process and those of high quality (which are not previously published and are not under consideration for publication by another journal) would be published without any delay in subsequent issue. Online submission of the manuscript is strongly recommended.

The Journal provides a medium for the rapid publication of both full-length articles and short communications on novel and innovative aspects of **Biotechnology, Genomics and Bioinformatics, Molecular Biology, Biochemistry, Biochemical Engineering, Bioprocess Engineering, Industrial Processes, Medical Biotechnology, Agro, Food Biotechnology, etc.**

A peer-reviewed, heavily cited monthly journal, BioScience includes articles about research findings and technological advances in biology education, professionally-written feature articles about the latest frontiers in biology, discussions of professional issues, book reviews.

[Click Here](#)



DOI

doi.org/10.22271/biology

ABBREVIATED TITLE

Int. J. Biol. Res.

ISSUE

Archives

Current Issue

MAIN MENU

Home

Editorial Board

Instructions

Indexing

Contact Us

PUBLICATION GUIDELINES

Publication Ethics

Instructions to Reviewer

Publication Policy

Publication Frequency

Publication Year

Publication Charges

Publication Regularly

Plagiarism

Open Access

Click Here



FREQUENCY

QUARTERLY

Online and Print Journal

Indexed Journal

Refereed Journal

Peer Reviewed Journal

SUBMIT YOUR ARTICLE AT

biotech.article@gmail.com

JOURNAL LANGUAGE

English



CERTIFICATE



Click Here

STATISTICS

Total Articles

Total Views

174247

Total Downloads

90238



HOME EDITORIAL BOARD ARCHIVES INSTRUCTIONS INDEXING CONTACT US

COPYRIGHT © 2016 - 2019. ALL RIGHTS RESERVED.





Search

SEARCH

International Journal of Biology Research

ISSN: 2455-6548

MENU

Vol. 3, Issue 1 (2018)

Title and Authors Name

Biodegradation of lignocellulose from sugarcane bagasse by *Pseudomonas* isolates

Dr. M Kannahi, M Sangeetha

[\[ABSTRACT\]](#) [\[DOWNLOAD\]](#)

PAGES: 01-06 | 655 VIEWS 366 DOWNLOADS

COUNTRY: INDIA

Ethnomedicinal plants utilized by Paliyar's tribe in Sadhuragiri hills, Southern Western Ghats, Tamil Nadu, India

K Aadhan, SP Anand

[\[ABSTRACT\]](#) [\[DOWNLOAD\]](#)

PAGES: 07-15 | 1028 VIEWS 758 DOWNLOADS

COUNTRY: INDIA

Isolation and identification and phytochemical screening of endophytes from medicinal plants

Uma Maheswari N, Saranya P

[\[ABSTRACT\]](#) [\[DOWNLOAD\]](#)

PAGES: 16-24 | 979 VIEWS 675 DOWNLOADS

COUNTRY: INDIA

Antihyperglycemic activity of *Caralluma quadrangula* in alloxan-induced diabetic rats

Abdullah Mohammed Al-Adhrei, Fahmi S Moqbel, Alqadasi AAA, Fahd M Abd Algalil

[\[ABSTRACT\]](#) [\[DOWNLOAD\]](#)

PAGES: 25-31 | 455 VIEWS 192 DOWNLOADS

COUNTRY: YEMEN

Utilization of poultry droppings amended with different organic waste in vermiconversion using local earthworms *Perionyx ceylanensis*

M Muruganandham, S Angelina Glorita Parimala

[\[ABSTRACT\]](#) [\[DOWNLOAD\]](#)

PAGES: 32-36 | 379 VIEWS 135 DOWNLOADS

COUNTRY: INDIA

Comparative histopathological changes in some organs of *Tilapia zillii* in an abandoned gold mine reservoir of Igun and Opa freshwater reservoir, Ile-Ife, southwestern, Nigeria

Komolafe Olusola Olaniyi, Obayemi Oluwadamilare Emmanuel, Lawson Oluwatobi

[\[ABSTRACT\]](#) [\[DOWNLOAD\]](#)

PAGES: 37-43 | 457 VIEWS 180 DOWNLOADS

COUNTRY: NIGERIA

Effect of vermicompost, vermiwash and microbial inoculants on growth of *Abelmoschus esculentus* L.

M Kannahi, S Babynisha

[\[ABSTRACT\]](#) [\[DOWNLOAD\]](#)

PAGES: 44-48 | 655 VIEWS 422 DOWNLOADS

COUNTRY: INDIA

Development of quality control parameters for the standardization of *Limonia acidissima* L. bark

Shaikh Maheboob, Revansiddha Dhotre, Mamtaram Kare

[\[ABSTRACT\]](#) [\[DOWNLOAD\]](#)

PAGES: 49-51 | 423 VIEWS 194 DOWNLOADS

COUNTRY: INDIA

Evaluation of bioactive compounds in different extracts of *Myristica fragrans* and their antioxidant potential

Abhilasha Singh, Ritu Thakur Bais

[\[ABSTRACT\]](#) [\[DOWNLOAD\]](#)

PAGES: 52-56 | 403 VIEWS 174 DOWNLOADS

COUNTRY: INDIA

Preliminary phytochemical screening of bioactive compounds from leaves of *Centella asiatica* L. Urban

Dr. Mariappan Senthilkumar

[\[ABSTRACT\]](#) [\[DOWNLOAD\]](#)

PAGES: 57-65 | 1128 VIEWS 853 DOWNLOADS

COUNTRY: INDIA

Protozoan ATP-binding cassette transporter based phylogenetic reconstruction and RNA secondary structure study

Geetashree Mohanta, Bibhuti Prasad Barik

[\[ABSTRACT\]](#) [\[DOWNLOAD\]](#)

PAGES: 66-69 | 350 VIEWS 114 DOWNLOADS

COUNTRY: INDIA

Effect of salinity stress on seedling growth of sunflower (*Helianthus annuus* L.) genotypes

A Ramaswamy, S Seeta Ram Rao

[\[ABSTRACT\]](#) [\[DOWNLOAD\]](#)

PAGES: 70-75 | 503 VIEWS 271 DOWNLOADS

COUNTRY: INDIA

Diversity of ornamental climbers in Kattathurai Panchayath, Kanyakumari district, Tamil Nadu, India

Mary Kensa V

[\[ABSTRACT\]](#) [\[DOWNLOAD\]](#)

PAGES: 76-78 | 424 VIEWS 167 DOWNLOADS

COUNTRY: INDIA

Distribution, ecology and conservation status of blackbuck (*Antelope cervicapra*): An update

Renu Meena, Ram Prakash Saran

[\[ABSTRACT\]](#) [\[DOWNLOAD\]](#)

PAGES: 79-86 | 1871 VIEWS 1606 DOWNLOADS

COUNTRY: INDIA

Impact of consanguineous marriages on thalassemia in Warangal urban and Mahabubabad districts of Telangana state

Anil Kumar M, Vijaya K, Abhinava Vinay Kumar M

[\[ABSTRACT\]](#) [\[DOWNLOAD\]](#)

PAGES: 87-90 | 511 VIEWS 253 DOWNLOADS

COUNTRY: INDIA

Ecophysiological characteristics of selected dominant weeds of Sarguja division Chhattisgarh (India)

Dr. Mantosh Kumar Sinha, Arnab Banerjee

[\[ABSTRACT\]](#) [\[DOWNLOAD\]](#)

PAGES: 91-97 | 370 VIEWS 137 DOWNLOADS

COUNTRY: INDIA

Evaluation of cytotoxic and anticytotoxic properties of apocynin

Hema G, Subbarao D, Thippeswamy BS

[\[ABSTRACT\]](#) [\[DOWNLOAD\]](#)

PAGES: 98-102 | 356 VIEWS 134 DOWNLOADS

COUNTRY: INDIA

Evaluation of bacteria transmissible through shake hand

Madan Mohan Gunda, Sujana Kariveda

[\[ABSTRACT\]](#) [\[DOWNLOAD\]](#)

PAGES: 103-108 | 374 VIEWS 151 DOWNLOADS

COUNTRY: INDIA

Study of skin diseases and medicinal uses of plants in Rewa district Madhya Pradesh

Dr. Rashmi Pandey

[\[ABSTRACT\]](#) [\[DOWNLOAD\]](#)

PAGES: 109-113 | 312 VIEWS 112 DOWNLOADS

COUNTRY: INDIA

DNA divergence and conservational measures of fish fauna in Lake Kolleru based on partial Cytochrome Oxidase I (COI) sequences

Gatreddi Srinu

[\[ABSTRACT\]](#) [\[DOWNLOAD\]](#)

PAGES: 114-119 | 361 VIEWS 144 DOWNLOADS

COUNTRY: INDIA

Alteration in biochemical contents of Azolla by heavy metals (Zn and Pb)

Dr. Rimjhim Sheel, Dr. Kumari Nisha

[\[ABSTRACT\]](#) [\[DOWNLOAD\]](#)

PAGES: 120-125 | 344 VIEWS 132 DOWNLOADS

COUNTRY: INDIA

Municipal solid waste management in India-Status and Challenges: An overview

Mohd Arshad Siddiqui

[\[ABSTRACT\]](#) [\[DOWNLOAD\]](#)

PAGES: 126-133 | 854 VIEWS 638 DOWNLOADS

COUNTRY: INDIA

Comparitive assessment of the antioxidant, antidiabetic and anticancer activity of seed extracts from *N. Sativa* and *Cuminum cyminum*

Sreeharshini O, Rahul A

[\[ABSTRACT\]](#) [\[DOWNLOAD\]](#)

PAGES: 134-137 | 333 VIEWS 119 DOWNLOADS

COUNTRY: INDIA

The influence of physical loading to erythroform indicators in rabbit puppies suffered hypoxia

Aliyev AH, Aliyeva FA, Mammadova SJ, Hamidova JE

[\[ABSTRACT\]](#) [\[DOWNLOAD\]](#)

PAGES: 138-140 | 299 VIEWS 93 DOWNLOADS

COUNTRY: AZERBAIJAN

Evaluation of genetic diversity within the populations of the Indian false vampire bat, *Megaderma lyra* deduced by RAPD – PCR

Deep Narayan Prasad, Ram Kumar, Dr. V Elangovan

[\[ABSTRACT\]](#) [\[DOWNLOAD\]](#)

PAGES: 141-144 | 296 VIEWS 94 DOWNLOADS

COUNTRY: INDIA

Ethano-medicinal plants used as medicine by the tribals in Vilavancode Taluk, Kanyakumari District of Tamilnadu, India

Rani E, S Chidambaram Pillai

[\[ABSTRACT\]](#) [\[DOWNLOAD\]](#)

PAGES: 145-147 | 461 VIEWS 199 DOWNLOADS

COUNTRY: INDIA

Evaluation of plant growth promoting attributes of rhizobacteria (PGPR) isolated from soybean (*Glycine Max. L.*) Cultivated in fields irrigated with effluent water

Avinash Kale, Niranjana Patil, Abhay Solunke

[\[ABSTRACT\]](#) [\[DOWNLOAD\]](#)

PAGES: 148-153 | 320 VIEWS 112 DOWNLOADS

COUNTRY: INDIA

Gastro protective activity of *Adansonia digitata* L. in ulcer induced rats

Dhanasree Basipogu, Nizamuddin Basha Syed, Suresh Kumar Chitta

[\[ABSTRACT\]](#) [\[DOWNLOAD\]](#)

PAGES: 154-157 | 382 VIEWS 152 DOWNLOADS

COUNTRY: INDIA

A review on seasonal agriculture pattern and agrochemicals utilisation in different regions of Gujarat state, India

Raman Kumar Ravi, MH Fulekar

[\[ABSTRACT\]](#) [\[DOWNLOAD\]](#)

PAGES: 158-163 | 343 VIEWS 149 DOWNLOADS

COUNTRY: INDIA

Isolation and screening of multiple enzyme producing Alkaliphilic *Bacillus species* from Lonar Lake

Lodha Chitra Kundanmal

[\[ABSTRACT\]](#) [\[DOWNLOAD\]](#)

PAGES: 164-168 | 406 VIEWS 186 DOWNLOADS

COUNTRY: INDIA

Physico-chemical characteristics of Govindgarh Lake Rewa (M.P.) with special reference to macrophytes

Dr. Manisha Shrivastava

[\[ABSTRACT\]](#) [\[DOWNLOAD\]](#)

PAGES: 169-172 | 318 VIEWS 120 DOWNLOADS

COUNTRY: INDIA

Protein estimation of some edible coastal fishes of Ganjam district, Odisha, India

Bibhuti Prasad Barik, Bhabani Kumari Panda

[\[ABSTRACT\]](#) [\[DOWNLOAD\]](#)

PAGES: 173-174 | 442 VIEWS 108 DOWNLOADS

COUNTRY: INDIA

Growth and reproduction dynamics of exotic and indigenous earthworm species during biotransformation of coffee pulp amended with sugar mill wastes

A Mary Helitha, S Manivannan

[\[ABSTRACT\]](#) [\[DOWNLOAD\]](#)

PAGES: 175-179 | 308 VIEWS 114 DOWNLOADS

COUNTRY: INDIA

Bacterial degradation of paint

Ashwini R, Anchana Devi C

[\[ABSTRACT\]](#) [\[DOWNLOAD\]](#)

PAGES: 180-184 | 689 VIEWS 498 DOWNLOADS

COUNTRY: INDIA

MFold: Machine learning approach for predicting secondary structure of the trnP tRNA

Sonu Mishra, Virendra S Gomase

[\[ABSTRACT\]](#) [\[DOWNLOAD\]](#)

PAGES: 185-187 | 316 VIEWS 123 DOWNLOADS

COUNTRY: INDIA

Synthesis, characterization of biologically active Schiff base 14-membered M (III) macrocyclic complexes derive from 1 H-indol and diethyl oxalate and thiocarbonohydrazide

Gajendra Kumar, Vidhi Singh, Preeti Sharma

[\[ABSTRACT\]](#) [\[DOWNLOAD\]](#)

PAGES: 188-194 | 454 VIEWS 242 DOWNLOADS

COUNTRY: INDIA

Fishery status of upper Morna reservoir, Medshi (M. S.)

Tayade SN, Dabhade DS, Khade RN

[\[ABSTRACT\]](#) [\[DOWNLOAD\]](#)

PAGES: 195-197 | 286 VIEWS 96 DOWNLOADS

COUNTRY: INDIA

Antibacterial activity and Phytochemical Analysis of *Morinda tinctoria* leaf extracts

R Mangalanayaki, B Sivaneshwari

[\[ABSTRACT\]](#) [\[DOWNLOAD\]](#)

PAGES: 198-201 | 334 VIEWS 141 DOWNLOADS

COUNTRY: INDIA

Understanding the types and causes of diabetes mellitus

Juliana Maina Wanjiru

[\[ABSTRACT\]](#) [\[DOWNLOAD\]](#)

PAGES: 202-207 | 318 VIEWS 126 DOWNLOADS

COUNTRY: KENYA

Study the biosorption potential of different macrophytes (*Eichornia crassipes*, *Pistia stratiotes* and *Lemna minor*) with the special reference of lead heavy metal

Arti Gautam, Abha Swarup, Pradeep Shrivastava

[\[ABSTRACT\]](#) [\[DOWNLOAD\]](#)

PAGES: 208-212 | 282 VIEWS 95 DOWNLOADS

COUNTRY: INDIA

Screening of potential streptokinase producing *Streptococcus* strain

Patil RC

[\[ABSTRACT\]](#) [\[DOWNLOAD\]](#)

PAGES: 213-216 | 336 VIEWS 150 DOWNLOADS

COUNTRY: INDIA

The effect of radiation on thyroid gland

Gayatri Rai, Arun Kumar, Dr. Payal Mahobiya

[\[ABSTRACT\]](#) [\[DOWNLOAD\]](#)

PAGES: 217-222 | 257 VIEWS 77 DOWNLOADS

COUNTRY: INDIA

Analysis of physicochemical parameters water samples from Cauvery River in Thanjavur district, Tamil Nadu

Vijayan P, Senthilmurugan S, Pugazhendy K, Tamizhazhagan V

[\[ABSTRACT\]](#) [\[DOWNLOAD\]](#)

PAGES: 223-227 | 404 VIEWS 184 DOWNLOADS

COUNTRY: INDIA

Evaluation of different concentration of vermiwash on seed germination and biochemical response in *Abelmoschus esculentus* (L.)

Senthilmurugan S, Sattanathan G, Vijayan P Pugazhendy K, Tamizhazhagan V

[\[ABSTRACT\]](#) [\[DOWNLOAD\]](#)

PAGES: 228-231 | 419 VIEWS 224 DOWNLOADS

COUNTRY: INDIA

A study on morphology and membrane ultrastructure of lipid mutant of *S. cerevisiae* under hypertonic conditions

Kanika Sachdeva

[\[ABSTRACT\]](#) [\[DOWNLOAD\]](#)

PAGES: 232-236 | 266 VIEWS 97 DOWNLOADS

COUNTRY: INDIA

A review on antibacterial studies and phytochemical screening towards the leaves of *Eclipta alba* L.

Puppala Upender

[\[ABSTRACT\]](#) [\[DOWNLOAD\]](#)

PAGES: 237-240 | 304 VIEWS 126 DOWNLOADS

COUNTRY: INDIA

Screening and isolation of bacteriocin producing *Bacillus pumilus* from *Penaeus monodon*

R Kavitha, M Micheal Babu

[\[ABSTRACT\]](#) [\[DOWNLOAD\]](#)

PAGES: 241-244 | 285 VIEWS 115 DOWNLOADS

COUNTRY: INDIA

Seaweed supplemented diet induced skin colour changes in freshwater ornamental fish *Puntius tetrazona*

N Rajeswari, Dr. Beena Somanath

[\[ABSTRACT\]](#) [\[DOWNLOAD\]](#)

PAGES: 245-248 | 313 VIEWS 121 DOWNLOADS

COUNTRY: INDIA

Use of indigenous medicinal plants by tribal women for treatment of cough, cold & asthma disorder

Holmukhe SS, Antwal PN

[\[ABSTRACT\]](#) [\[DOWNLOAD\]](#)

PAGES: 249-252 | 313 VIEWS 134 DOWNLOADS

COUNTRY: INDIA

Analysis of adulteration in black tea

Dr. Anindita Deb Pal, Tania Das

[\[ABSTRACT\]](#) [\[DOWNLOAD\]](#)

PAGES: 253-257 | 874 VIEWS 698 DOWNLOADS

COUNTRY: INDIA

Genetic diversity of ashwagandha genotypes on the basis of morphological traits and RAPD markers

Tulsani Nilam Jethalal, Kishan Kapadiya, Sundesha Dalpat, CJ Tank, Khatrani Tarun, Akarsh Parihar

[\[ABSTRACT\]](#) [\[DOWNLOAD\]](#)

PAGES: 258-263 | 291 VIEWS 109 DOWNLOADS

COUNTRY: INDIA

Antibacterial activity of commercial green tea and honey

Abhijit B Shinde

[\[ABSTRACT\]](#) [\[DOWNLOAD\]](#)

PAGES: 264-267 | 683 VIEWS 334 DOWNLOADS

COUNTRY: INDIA

Effect of sleep deprivation on higher cognitive functions in Wistar albino rats

Archana Arjunan, Dr. Sathya Narayanan Govindarajulu

[\[ABSTRACT\]](#) [\[DOWNLOAD\]](#)

PAGES: 268-272 | 325 VIEWS 102 DOWNLOADS

COUNTRY: INDIA

Effect of industrial effluents on morphological characters evaluated through green technology in edible vegetables

Navneet Joshi

[\[ABSTRACT\]](#) [\[DOWNLOAD\]](#)

PAGES: 273-277 | 263 VIEWS 99 DOWNLOADS

COUNTRY: INDIA

Evaluation of different sugarcane clones under third selection stage trial

Muhammad Yasin, Abdul Khaliq, Naeem Ahmad

[\[ABSTRACT\]](#) [\[DOWNLOAD\]](#)

PAGES: 278-280 | 279 VIEWS 105 DOWNLOADS

COUNTRY: PAKISTAN

Traditional rice field rat (*Rattus-rattus breviceaudatus*) control with "*lateng ngiu*" (*Laportea stimulans*) leaf and its implementation in irrigated rice field ecosystem

Dewa Nyoman Oka, Herry M Sumampouw, Mocosuli Yermia Samuel

[\[ABSTRACT\]](#) [\[DOWNLOAD\]](#)

PAGES: 281-286 | 321 VIEWS 111 DOWNLOADS

COUNTRY: INDONESIA

Effects of air pollution on chlorophyll content of urban trees leaves

Aminullah Yousafzai, Asmatullah Durani, Atal Hameedi, Muhammad Hassan Mohammadi, Hashmatullah Durrani, Khuwaja Safiullah

[\[ABSTRACT\]](#) [\[DOWNLOAD\]](#)

PAGES: 287-291 | 545 VIEWS 267 DOWNLOADS

COUNTRY: INDIA

Extraction of Kaempferol from seeds of Cucurbita

Sakshi Chauhan, Saloni Singhal, Apoorva Singh, Hemanth Kumar T, Surya Prakash DV

[\[ABSTRACT\]](#) [\[DOWNLOAD\]](#)

PAGES: 292-294 | 476 VIEWS 315 DOWNLOADS

COUNTRY: INDIA

Antagonistic activity of a multi-functional gold standard chlorhexidine against *Lactobacillus acidophilus* isolated from childhood caries

S Vijayalakshmi, S Rajasekar, A Mohankumar

[\[ABSTRACT\]](#) [\[DOWNLOAD\]](#)

PAGES: 295-299 | 306 VIEWS 117 DOWNLOADS

COUNTRY: INDIA

Induction of microcytic-hypochromic anaemia in *Oreochromis niloticus* (Trewavas, 1983) exposed to sublethal toxicity of 2, 3-dichlorovinyl dimethyl phosphite (sniper 1000ec) under laboratory conditions

AM Idi-ogede, Samuel IO Ogah

[\[ABSTRACT\]](#) [\[DOWNLOAD\]](#)

PAGES: 300-305 | 241 VIEWS 66 DOWNLOADS

COUNTRY: NIGERIA

Prevalence and antimicrobial resistance pattern of diarrheagenic *escherichia coli* isolated from acute diarrhoea children

Vijayalakshmi Selvakumar, Panneerselvam A, Subashini G, Bhuvaneshwari S, Arockia Suganya S

[\[ABSTRACT\]](#) [\[DOWNLOAD\]](#)

PAGES: 306-311 | 248 VIEWS 87 DOWNLOADS

COUNTRY: INDIA

Length-weight relationship and relative condition factor (KN) of *Monopterus albus* (HAMILTON) in Meghalaya, India

Barisha Mary Kurbah, Rabindra Nath Bhuyan

[\[ABSTRACT\]](#) [\[DOWNLOAD\]](#)

PAGES: 312-318 | 487 VIEWS 258 DOWNLOADS

COUNTRY: INDIA

Biosynthesis of silver nanoparticles using *Sargassum tenerrimum* and evaluation of their antioxidant activity

A Mohamed Ismail, M Parthasarathy, H Sheik Jahabar Ali

[\[ABSTRACT\]](#) [\[DOWNLOAD\]](#)

PAGES: 319-323 | 230 VIEWS 72 DOWNLOADS

COUNTRY: INDIA

A management strategy for the significant reduction of *Filenchus cylindricaudus* (Wu, 1969) Siddiqi, 1986 on *Allium cepa* (Onion)

Javaid Hassan, MA Ahangar, Javed M Iqbal

[\[ABSTRACT\]](#) [\[DOWNLOAD\]](#)

PAGES: 324-326 | 217 VIEWS 68 DOWNLOADS

COUNTRY: INDIA

Effect of herbicides on two species of fresh water cyanobacteria

T Mounika, T Asheervadam, T Malathi, B Digamber Rao

[\[ABSTRACT\]](#) [\[DOWNLOAD\]](#)

PAGES: 327-331 | 296 VIEWS 139 DOWNLOADS

COUNTRY: INDIA

Indian major carp *Labeo rohita* (Hamilton, 1882) toxicology approaches on overview

Jayakumar V, Senthilmurugan S, Vijayan P, Tamizhazhagan V

[\[ABSTRACT\]](#) [\[DOWNLOAD\]](#)

PAGES: 332-338 | 254 VIEWS 91 DOWNLOADS

COUNTRY: INDIA

Safety of additives in food for human health

Zoran Bardakoski

[\[ABSTRACT\]](#) [\[DOWNLOAD\]](#)

PAGES: 339-347 | 233 VIEWS 91 DOWNLOADS

COUNTRY: MACEDONIA

Screening of potential xylanase producing fungal strains under solid state fermentation condition

Deepsikha Anand, Sangeeta Yadav, Dinesh Yadav

[\[ABSTRACT\]](#) [\[DOWNLOAD\]](#)

PAGES: 348-354 | 440 VIEWS 277 DOWNLOADS

COUNTRY: INDIA

Antibacterial properties of silver nanoparticles synthesized by *Bacillus megaterium*

SB Dahikar

[\[ABSTRACT\]](#) [\[DOWNLOAD\]](#)

PAGES: 355-358 | 229 VIEWS 90 DOWNLOADS

COUNTRY: INDIA

Coastal diversity of marine edible bivalve molluscs from Kegaon, West Coast of India

Sunil N Khade

[\[ABSTRACT\]](#) [\[DOWNLOAD\]](#)

PAGES: 359-362 | 317 VIEWS 165 DOWNLOADS

COUNTRY: INDIA

Sub-lethal effect of methomyl-based pesticide on chemical compositions and fatty acid profiles of fresh water fish *Channa striatus*

Chinnamani S, Mageswari M, Sathya C, Murugaian P, Sivasuriyan S

[\[ABSTRACT\]](#) [\[DOWNLOAD\]](#)

PAGES: 363-371 | 366 VIEWS 236 DOWNLOADS

COUNTRY: INDIA

Ring width variation in *Pinus merkusii* Jungh. & de Vriese: An endemic pine of Arunachal Pradesh

Kabuk Lego, CL Sharma, M Sharma

[\[ABSTRACT\]](#) [\[DOWNLOAD\]](#)

PAGES: 372-379 | 250 VIEWS 109 DOWNLOADS

COUNTRY: INDIA

Comparative preliminary phytochemical investigation and total flavonoid content estimation in *Cymbopogon citratus* Stapf, *Ocimum sanctum* Linn. and *Trigonella foenum-graecum* Linn.

Deepali Sahu, Rashmi Vyas

[\[ABSTRACT\]](#) [\[DOWNLOAD\]](#)

PAGES: 380-383 | 153 VIEWS 74 DOWNLOADS

COUNTRY: INDIA

Efficiency of earthworm *Perionyx ceylanensis* on nutrient enhancement during Vermiconversion of coffee pulp of *Coffea arabica*

S Manivannan

[\[ABSTRACT\]](#) [\[DOWNLOAD\]](#)

PAGES: 384-389 | 100 VIEWS 37 DOWNLOADS

COUNTRY: INDIA



DOI

doi.org/10.22271/biology

ABBREVIATED TITLE

Int. J. Biol. Res.

ISSUE

Archives

Current Issue

MAIN MENU

Home

Editorial Board

Instructions

Indexing

Contact Us

PUBLICATION GUIDELINES

Publication Ethics

Instructions to Reviewer

Publication Policy

Publication Frequency

Publication Year

Publication Charges

Publication Regularly

Plagiarism

Open Access



Online and Print Journal

Indexed Journal

Refereed Journal

Peer Reviewed Journal

SUBMIT YOUR ARTICLE AT

biotech.article@gmail.com

JOURNAL LANGUAGE

English



CERTIFICATE



STATISTICS

Total Articles	284
Total Views	161617
Total Downloads	82896

[HOME](#)
[EDITORIAL BOARD](#)
[ARCHIVES](#)
[INSTRUCTIONS](#)
[INDEXING](#)
[CONTACT US](#)

COPYRIGHT © 2016 - 2019. ALL RIGHTS RESERVED.



Search

SEARCH





International Journal of Biology Research








ISSN: 2455-6548

MENU

Editorial Board

Instructions to Reviewer [Click Here](#)

EDITOR IN CHIEF	
	<p>Dr G Ramkumar (Ph.D) Scientist Indian Council of Agricultural Research, Indian Institute of Horticultural Research, Hessaraghatta, Kandapura, Bengaluru, Karnataka, India Email: ayvidram@gmail.com</p>
ASSOCIATE EDITOR	
	<p>Piyush Mani Maurya (M.Sc., B.Ed., M.Ed., Ph.D*) Assistant Professor & Head Department of Chemical Sciences, Shri Jagdishprasad Jhabarmal Tibrewala University, Jhunjhunu, Churela, Rajasthan, India Email: piyush.jjtu@gmail.com</p>
	<p>Dr. A. Swaroopa Rani (Ph.D, PDF (France)) Assistant. Professor Department of Biotechnology, Jawaharlal Nehru Technological University Anantapur, College of Engineering, Pulivendula, Kadapa, Andhra Pradesh, India Email: bioswar@yahoo.com</p>
	<p>Sivaraman (MVSC, Ph.D) Senior Scientist Department of Microbiology & Biotechnology, Central Institute of Fisheries Technology, Kochi, Kerala, India Email: gkshivraman@gmail.com</p>
	<p>Dr. Biswajit batabyal (Ph.D [Microbiology]) Consultant Microbiology Serum Analysis Centre Pvt. Ltd. Kolkata, West Bengal, India</p>

	Email: biswajit.batabyal@gmail.com
	Mukesh Kumar Chaubey (Ph.D) Assistant Professor Department of Zoology, Mahatma Gandhi Post Graduate College, Gorakhpur, Uttar Pradesh, India Email: mgpgc@rediffmail.com
	P. Shanthi (M.Sc, M.Ed, M.Phil, MA(Eng), M.Sc(Psy), Ph.D(Bot)) Assistant Professor M.kumarasamy College of Education, Karur, Tamil Nadu, India Email: shanthysenthil@gmail.com
	Dr. Yasodha (Ph.D) Associate Professor & Head Department of Biotechnology PGP College of Arts & Science, Namakkal, Tamil Nadu, India Email: btmbty@gmail.com
	Dr. Pradeep Kumar (M.Sc, Ph.D, PDF, Young Scientist (DST)) Assistant Professor Department of Zoology, S. G. N. Govt. P. G. College, Muhammadabad, Gohana Mau, Uttar Pradesh, India Email: pkumar_gpu@yahoo.co.in
	Dr. A. U. Pagarkar (M.Sc.(Fisheries), Ph.D. IIT, (Kharagpur)) Professor Marine Biological Research Station, Zadgaon, Ratnagiri, Maharashtra, India Email: pagarkarau@gmail.com
	Prof. Nand Lal (Ph.D.) Professor Department of Life Sciences, Chhatrapati Shahu Ji Maharaj University, Kanpur, Uttar Pradesh, India Email: nl_pr@yahoo.co.in
	Jian Ding (Ph.D) 710049 School of Life Science and Technology, Xian Jiaotong University, Beilin Qu, Xian Shi, Shaanxi Sheng, China Email: jding@enders.tch.harvard.edu



Dr. Deepak Rawal (M.Sc., SET, CSIR-NET, Ph.D.)

Assistant Professor

Department of Zoology, UCOS, Mohanlal Sukhadia University, Udaipur, Rajasthan, India

Email: deepakrawal5@gmail.com



Sai Murali Rs (MSc., Ph.D.)

Assistant Professor

Department of Research Facilitation, Division of Research and Development, Lovely Professional University, Jalandhar-Delhi G. T. Road, Phagwara, Punjab, India

Email: saimurali.19816@lpu.co.in



Fahd Mohammed Abd Al Wahab Abd Al Galil (Ph.D)

Assistant Professor

Department of Zoology, Faculty of Applied Science Thamar University _Yemen

Email: fahd.bamu78@gmail.com




Abdolhassan Kazemi (Ph.D.)

Professor, Senior Lecturer

Department of Medical Ethics, School of Medicine Tabriz Uni. of Med. Sci., Tabriz, Iran

Email: kazemi1338@gmail.com




Dr. Vivek Kumar Singh (Ph.D.)

Assistant Professor

Department of Veterinary Physiology & Biochemistry, College of Veterinary Science and Animal Husbandry, Junagadh Agricultural University, Junagadh, Gujarat, India

Email: drvivekndri@gmail.com




Muhammad Ilyas (Ph.D)

Associate Professor

Department of Botany, Jamal Mohamed College (Autonomous) Tiruchirappalli, Tamil Nadu, India

Email: ilyasjmc@yahoo.co.in




Geedhu Daniel (Ph.D.)

Lecturer









Department of Biochemistry, Pazhassi Raja College, Pulpally, Wayanad, Kerala, India




Email: geedhudaniel@gmail.com



Dr A.k. Verma (Ph.D.)

Zoologist

	Department of Zoology, Govt. PG College Saidabad-Allahabad, Uttar Pradesh, India Email: akv.apexz@gmail.com
	Dr. Gláucio Diré Feliciano (Ph.D.) Research Professor State University Center Foundation of the West Zone (UEZO) Email: glauciodire@hotmail.com
	Dr. Samita Saini (Ph.D.) Assistant Professor Department of Animal Genetics & Breeding, Post Graduate Institute of Veterinary Education and Research, Nh-11, Agra Road, Opposite Chanda Garden, Jamdoli, Jaipur, Rajasthan, India Email: samitasaini123@yahoo.com
	Dr. Manjula Thulas S (Ph.D Anatomy(Medical)) Professor Department of Anatomy, SMCSI Medical College, Karakonam, Trivandrum, Kerala, India Email: sureshkumartkm123@gmail.com
	Jacinta A Opara (Ph.D) Professor and Director Centre for Health and Environmental Studies University of Maiduguri P. M.B 1069 Maiduguri, Nigeria Email: jaopara@yahoo.com
ASSISTANT EDITOR	
	Shравan Kumar Paswan (M.Pharm. Ph.D) Senior Research Fellow Pharmacognosy and Ethnopharmacology Division, csir-national Botanical Research Institute, Lucknow, Uttar Pradesh, India Email: paswanshravan@gmail.com
	Dr. Asit Kumar (Ph.D) Postdoctoral Fellow School of Medicine, University of Maryland, Baltimore, Md, USA Email: asitkumar14@gmail.com
	Dr. Samadhan B Dahikar (M.Sc., Ph.D Microbiology) Head and Principal Department of Microbiology, Sanjivani Arts, Commerce and Science College, Kopargaon, Maharashtra, India Email: sbdahikar10@gmail.com
	Niroj Paudel (Ph.D) Assistant Editor Department of Applied Plant Science, Kangwon National University, Chuncheon, South Korea

	Email: nirojjirauna@gmail.com
	Dr. A. Heidari (Ph.D., D.Sc.) Faculty of Chemistry California South University (CSU) Irvine, California, USA Email: scholar.researcher.scientist@gmail.com
	Dr. N. Saravanan (M.Phil., Ph.D.) Assistant Editor Department of Zoology, Madras Christian College, Chennai, Tamil Nadu, India Email: nsaranmcc@gmail.com

Apply for Editorial Board Member

[CLICK HERE](#)



DOI

doi.org/10.22271/biology

ABBREVIATED TITLE

Int. J. Biol. Res.

ISSUE

[Archives](#)

[Current Issue](#)

MAIN MENU

[Home](#)

[Editorial Board](#)

[Instructions](#)

[Indexing](#)

Contact Us

PUBLICATION GUIDELINES

Publication Ethics

Instructions to Reviewer

Publication Policy

Publication Frequency

Publication Year

Publication Charges

Publication Regularly

Plagiarism

Open Access



Online and Print Journal

Indexed Journal

Refereed Journal

Peer Reviewed Journal

SUBMIT YOUR ARTICLE AT

biotech.article@gmail.com

JOURNAL LANGUAGE

English



CERTIFICATE



STATISTICS

Total Articles	283
Total Views	159880
Total Downloads	82063

[HOME](#)
[EDITORIAL BOARD](#)
[ARCHIVES](#)
[INSTRUCTIONS](#)
[INDEXING](#)
[CONTACT US](#)

COPYRIGHT © 2016 - 2019. ALL RIGHTS RESERVED.



Traditional rice field rat (*Rattus-rattus breviceaudatus*) control with “*lateng ngiu*” (*Laportea stimulans*) leaf and its implementation in irrigated rice field ecosystem

¹Dewa Nyoman Oka, ²Herry M Sumampouw, ³Mokosuli Yermia Semuel

¹ Biology Education Department, Institute of Teaching Training and Education Saraswati Tabanan, Bali, Indonesia

² Biology Department, State University of Manado, North Sulawesi, Indonesia

³ Biology Department, State University of Manado, North Sulawesi, Indonesia

Abstract

This research aims at knowing whether (1) *lateng ngiu* leaf (*Laportea stimulans*) can be used as traditional rice pest control on irrigated rice field; (2) the implementation of this practicum model in the learning process with irrigated rice field ecosystem materials can improve learning outcomes. This research applied complete randomized design. Each rice field rat (*Rattus-rattus breviceaudatus*) used as a sample was given a portion of cooked rice mixed with 8 doses of *lateng ngiu* leaf (2.5, 5, 7.5, 10, 12.5, 15, 17.5 and 20 grams). The frequency of replicate is four times making the total number of samples as many as 32 rats. All subjects carried out a practicum after discussing the theories. Based on the data analysis, it could be concluded that (1) *lateng ngiu* leaf could be used as traditional rice pest control on irrigated rice field, where 10-gram dose of *lateng ngiu* leaf was the most effective and efficient one; (2) the implementation of this practicum model in the learning process with irrigated rice field ecosystem materials could improve learning outcomes.

Keywords: *lateng ngiu* leaf, rice field rat, ecosystem learning

1. Introduction

Rice field rats are rodent, which is the largest group in the mammals. This group has 2,000 species or 40% of 5,000 species in mammal. In Indonesia there are 164 species of rats and more than 25 species of rats among them are causing damage to various types of plant. There are only 13 species of rats that are pests in agricultural areas one of which is rice field rat (*Rattus-rattus breviceaudatus*).

Rice field rats can cause damage to rice crops starting from the time of the rice seedlings until the rice is ready to be harvested. They even attack the rice in the storage warehouse. The damage caused by rice field rats in Asian countries reaches 10 - 15% every year. In Indonesia the area of rat attack each year reaches more than 100,000 ha on average. The losses due to rice field rats can be much greater because the damage on the nursery and vegetative stages is not included in the reported losses (Sudarmaji, 2004).

Rice field rats can also damage various agricultural commodities such as crops, horticulture, and plantation crops. They attack not only irrigated rice field but also the plants on dry land and swamp. Therefore, this kind of rat is known as cross agroecosystem pest. Sudarmaji (2004) found that the damage caused by rats attack was different in each stage/stadium of paddy. The most severe damage was found in stadium *bunting* (“pregnant” of paddy).

Rice field rat population increases if there is enough food and it decreases if the food is not sufficient. Rats are poliesterous animals that can bear offspring anytime in a year disregarding seasonal factors. They can give birth to 3 until 12 rats, and when the food is sufficient they can give birth to 16 to 18 rats. When the food is abundant, they eat as much as they possibly

could to pile up fat in their body. They do this to survive in lacking-food time by making use of their fat reserves. Rats are cunning vertebrate, destructive, and able to bear offsprings quickly. These three factors make them difficult to control. A colony that consists of 100 rats can cause damage by eating up more than one ton of food in a year (Priyambodo, 2003) [4].

Rice field rats often migrate one until two kilometers away from their previous location. They migrate to settlements, warehouses, and areas surrounding the rice fields where food is sufficient. Rats rely on the food they could find to survive, and they will move to new environment when there is no more food or when the food is becoming scarce. Their mobility is very high and within the radius of 700 meters. When food is found in a habitat, then a 10-meter-radius area is a targeted point or a territory of rats. By the time the food is scarce rats have already found a new desired habitat within their mobility area so that they will never lack of food (Priyambodo, 2003) [4].

Rice field rat control in irrigated rice fields in Bali is mostly done chemically by using rodenticida, which is classified as acute toxin and anticoagulant. Acute toxin can kill the rats instantly at the location where they eat prey so that this can give a kind of shock therapy to these pests. While anticoagulant rodenticides can cause mice to die five days after consuming the prey with a right dose so as not to cause trap-shyness. However, the type of anticoagulant rodenticide has a negative secondary effect on rat predators, which are generally coming from mammals, birds and reptiles. The predators from mammal are among other things ferrets, cats and dogs, the predators from bird are owls and birds of *kowak* and the predators from reptile are rat snake, cobra, and python.

The death of these rat predators cause a disturbance of the balance of irrigated rice field ecosystem. If the ecosystem is disturbed, human will suffer from unfavorable consequences. Therefore, it is necessary to find a way to control the rice field rats, which is relatively as effectiveness as using rodentisida, accessible, relatively cheap, practical, and does not significantly bring harm ecosystem especially irrigated rice field ecosystem.

Lateng ngiu is a perennial (annual) plant that breeds with rhizoma to form clumps. Its stem is about 1-2 metres. The leaves, stems and flowers of nettle are covered by fine hair. That fine hair is an epidermal derivative that is often called a trichomata. Trichomata forms diverse structures such as hair, scales, hair glands, bulges, etc. The fine hair on Lateng Ngiu leaves is called *rambut gatal* (itchy hair). This itchy hair has a single cell with a sac-shaped base and a pointed tip (Sudjiono, 2009) [6]. The trunk can be either branched or not and grow upright. The leaf sheet is elliptical with dimension of 6-20 x 2-13 cm. The edges of the leaves are serrated and pointed. Besides vegetative way (using rhizoma), *lateng ngiu* can also bred in a generative way, that is by seed production.

Inside the trichomata there are chemicals that can cause rashes, itching, and stinging. *Lateng ngiu* leaf is also known to be able to produce toxic effects to the central and peripheral nervous system, cardiovascular system, and respiratory system (dyspnea or cyanosis) (Peterson, 2006) [3]. The clinical signs and prognosis may include salivation, vomiting, arrhythmias, trembling, ataxia, weakness, depression, dyspnea, cyanosis, and collapse. According to Peterson and Talcott (2006) [3] the toxin components of the nettle plant are acetylcholine and histamine concentrated in the itchy hair of the plant.

Based on the researcher's 15-year experience of teaching capita selecta biology in biology education study program of Institute of Teacher Training and Education Sarawati Tabanan, lack of practicum included ecosystem materials, particularly of utilizing local natural resource like *lateng ngiu* (many found in Bali), has caused most of the students to get graduation score averagely 5.95. With the implementation of this practicum, it is expected that the students can get higher score.

In accordance with the explanation posed above, the aims of this research are then to know whether (1) *lateng ngiu* leaf (*Laportea stimulans*) could be used as traditional rice pest control on irrigated rice field, where 10-gram dose of lateng ngiu leaf was the most effective and efficient one; (2) the implementation of this practicum model in the learning process with irrigated rice field ecosystem materials could improve learning outcomes.

2. Method

The research design used was complete randomized design. The samples were taken from the population of rats on irrigated rice fields in Subak Batu Angsut, Mambal village, Abiansemal sub-regency, Badung regency, Bali province. Before being selected as samples of the rats were quarantined for three weeks. On the twenty-second day of the quarantine the authors selected 32 rats from 57 quarantined rats to be used as the samples. The rats that were used as the samples were 13.85 grams to 15.29 grams and 14 to 15 centimeters long. Each rice field rat was given a treatment of white rice mixed

with different dose of *lateng ngiu* leaf. The doses given were 2.5 grams, 5 grams, 7.5 grams, 10 grams, 12.5 grams, 15 grams, 17.5 grams and the 20 grams. The eight doses were repeated four times. The treatment was performed to see the effect of the doses given on how fast the rats died. The results of the research were analyzed with descriptive analysis and statistical analysis methods. Descriptive analysis was conducted to illustrate the results of the research in tables and graphs. Statistical analysis was done depending on the results of normality test data. If the death time data of rats obtained is normally distributed, then the analysis is done by one-way anava statistic test. If the data is not normally distributed, then the statistical test used is Kruskal Wallis test. The specified significance level is 0.05. While the number of subjects (students) who contract ecosystem courses there are 11. All subjects carry out the practicum after discussing the theory.

3. Results and Discussion

Based on the collected data, the finding can be presented as follows:

Table 1: The Death Time of Rats Based on “*Lateng Ngiu*” Doses

Doses/Gram	The Repeat	Death Time /Hour
2,5	1	348
	2	312
	3	321
	4	360
5	1	351
	2	327
	3	309
	4	309
7,5	1	225
	2	216
	3	216
	4	234
10	1	126
	2	138
	3	129
	4	150
12,5	1	108
	2	111
	3	126
	4	135
15	1	117
	2	108
	3	129
	4	129
17,5	1	132
	2	117
	3	111
	4	126
20	1	129
	2	108
	3	114
	4	135

Based on table 1, the average death time of rats with the doses of lateng ngiu leaf can be clearly shown.

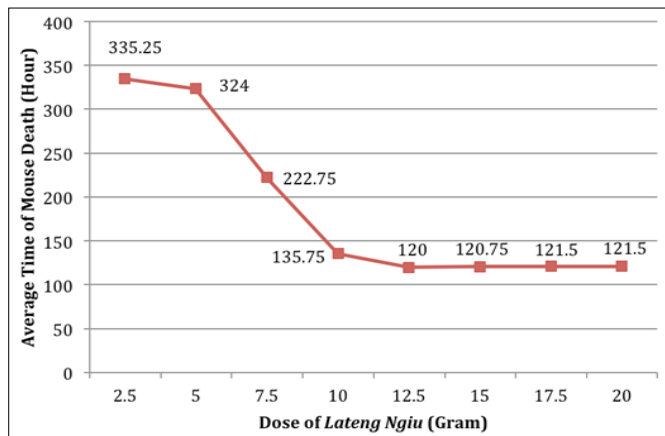


Fig 1: The death time of rats per hour per gram of “*Lateng Ngiu*” leaf doses

Based on table 1 and figure 1, the difference between the prescribed doses of *lateng ngiu* and the death time of rats is visible. An increase in the number of doses from 2.5 to 10 grams appears to have a very sharp effect on the acceleration of rat death time from 335.35 hours to 135.75 hours. However, an increase in doses from 10 grams to 20 grams, has been seen not so real in reducing the rats death time. Because there is a difference in the rats’ death time based on different doses prescription, hence, statistical tests are conducted to answer whether the differences differ significantly.

The statistical test begins with the normality test of data distribution of research results. The normality test results based on the output of spss presented in Table 2.

Table 2: The Results of Normality Test

	Tests of Normality					
	Kolmogorov-Smirnov ^a			Shapiro-Wilk		
	Statistic	DF	Sig.	Statistic	DF	Sig.
Death Time	,303	32	,000	,772	32	,000

a. Lilliefors Significance Correction

Based on table 2, obtained for both tests sig. or nipai p = 0,000. The value is smaller than the specified significance level of 0.05. So it can be concluded the data is not normally distributed. Therefore, the statistical test used is Kruskal Wallis test. After conducting test, the spss output was obtained as shown in Table 3.

Table 3: Summary of Kruskal Wallis Test

Test Statistics ^{a,b}	
The Detach Time of Rats	
Chi-Square	24,597
Df	7
Asymp. Sig.	,001

a. Kruskal Wallis Test

b. Grouping Variable: Doses of *lateng ngiu* leaf

Based on table 3, obtained the calculation of H (Chi-Square) of 24.597 with sig./ p = 0.001. This value is much smaller than the specified significance level of 0.05. Thus it can be concluded that there is a significant difference between the

dose given to the rats death time. Due to the significant differences, it is necessary to look for more details between the doses which differ significantly in the rate of killing rice field rats. Therefore, further testing is done with the help of Mann Whitney Test for each of the 2 types of doses administered. Based on spss calculation results then it can be summarized in Table 4.

Table 4: Asymp. Sig. (2-tailed) from mann whitney test in each dose treatment

		Treatment/Doses							
		1	2	3	4	5	6	7	8
		2,5	5	7,5	10	12,5	15	17,5	20
Treatment/ Doses	1 2,5		0,384	0,020	0,021	0,021	0,020	0,021	0,021
	2 5			0,019	0,020	0,020	0,019	0,020	0,020
	3 7,5				0,020	0,020	0,019	0,020	0,020
	4 10					0,110	0,139	0,110	0,191
	5 12,5						0,884	0,770	0,770
	6 15							0,884	0,882
	7 17,5								1,000
	8 20								
Note		= differ significantly							
		= not differ significantly							

Based on statistical results of further test summarized in table 4, it is seen that there are 17 pairs of doses differ significantly in increasing the speed of rice field rats’ death time. This means that an increase in the number of doses of *lateng ngiu* leaf from 2.5 to 10 gives a significantly different effect of rats’ death rate. If the dose mass is added from 10 to 20 grams, then it is seen that it does not give the rate effect difference of rats death. In other words, the death time of rats with doses above 10 grams is relatively constant.

For the data of student learning result, the conducted test has been tested (validation, reliability, difficulty level and power of difference) obtained average value of 7.05 (there is an average increase 1,1)

4. Discussion

Based on the analysis with Kruskal Wallis test and Mann Whitney’s further test showed that the increase of the dose of *lateng ngiu* leaf from 2.5 grams to 10 grams in 10 grams of rice gave effect to the death time of rats that differed significantly. If the dose of *lateng ngiu* leaf was increased from 10 grams to 20 grams, then it was seen that it did not give significant difference of rats’ death acceleration effect. In other words, the rats’ death time with the dose above 10 grams was relatively constant.

According to Peterson and Talcott (2006) [3] the toxin component of the nettle plant is acetyl choline and histamine concentrated on the itchy hair of the plant. Histamine can cause smooth muscle contraction that is in the bronchus and intestines, but it causes strong relaxation in smooth muscle of small blood vessels, resulting in increased permeability and pruritus. In addition, histamine is a strong stimulant of gastric acid secretion and other exocrine glands such as the respiratory mucosa gland. As a result of vasodilation in small blood vessels, then rashes and heat flushed in the face, peripheral resistance decreased so that blood pressure decreased (hypotension). Capillary permeability increases so

that proteins and plasma fluid go out into the extracellular space and cause edema (Gunawijaya, 2017) ^[2]

Acetylcholine (ACh) is one of the neurotransmitters. Neurotransmitters are the substances of nerve cells used to communicate with other nerve cells. Substances known as neurotransmitters in the various synapses found in the mammalian brain are composed of a very heterogeneous mixture. Starting from two small molecules of amino acid glycine to a large peptide composed of 30 to 40 amino acid covalent bonds, and these neurotransmitters are classified according to their chemical structure (Sukohar, 2014). Once released, the neurotransmitter will only be effective when interacting with its receptor on the target cell. The specificity of this neuronal interaction is determined by the type of transmitter being released and the type of receptor. Receptors are devices that can detect information that goes into cells. The receptor has been known to have a bonding site with a rigid structure. Receptors usually bind to only one type of transmitter, although natural substances and other syntheses

can bind to high affinity. However, each type of transmitter can activate more than one receptor type.

Acetylcholine is one of the neurotransmitters that play a role in the functioning of the autonomic nervous system. The autonomic nervous system is an involuntary system that serves to control the needs and activities of the body everyday without the influence of our consciousness. This system primarily plays a role in the visceral motor nerve cells that innervate the smooth muscles of internal organs, heart muscle and exocrine glands. Preganglionic fibers ending in the medulla adrenalis, autonomic ganglia (sympathetic and parasympathetic), and post-ganglionic fibers of the parasympathetic division use ACh as a neurotransmitter. This ACh-mediated transmission is called the cholinergic nerve and ACh is called the cholinergic neuron. ACh is synthesized in the cytoplasm of Acetyl-CoA and Choline through catalysis by the choline acetyltransferase (ChAT) enzyme. The release of the transmitter depends on the extracellular Ca^{2+} level.

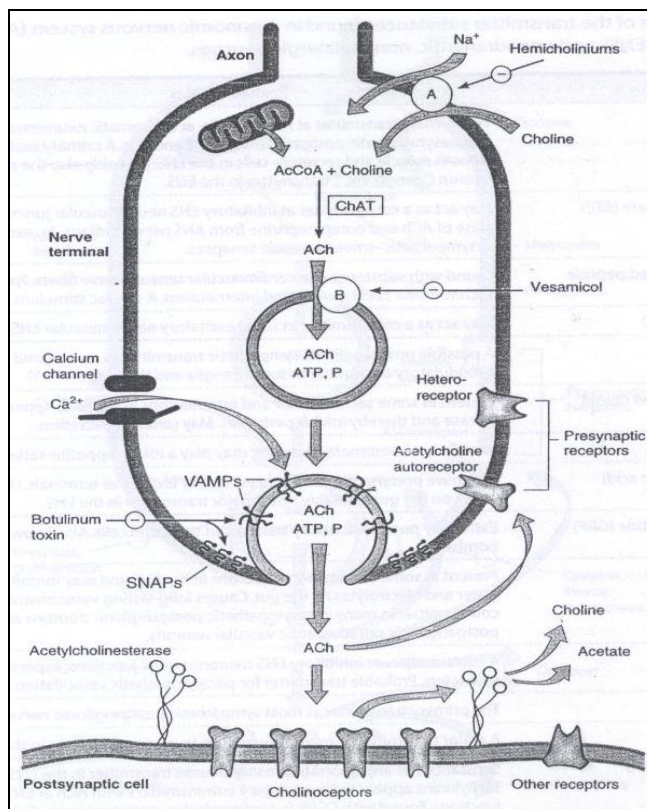


Fig 2: Synthesis and the release of acetylcholine from neuron cholinergic (Sukohar, 2014).

Upon exiting the presynaptic terminal, the ACh molecule will bind to the receptor and activate the ACh receptor (cholinoceptor). The active receptors will have an effect on several organs such as (1) causing relaxation of the heart muscle, vasodilation (dilation) of blood vessels and the decrease of blood pressure; (2) bronchial muscle contraction resulting in narrowing of the bronchus channel and stimulates the working of the gland so that secretion increases (much slime on bronchus).

The above description is clear that both histamine and acetylcholine can cause the decrease of blood pressure

(hypotension). Blood pressure is produced when the heart pumps blood throughout the blood vessels in the body. When blood flows through the arteries, the blood will put pressure on the walls of the arteries. That pressure is considered as a measure of the blood flow strength or called blood pressure. If the blood pressure is too low then the amount of blood that flows will be limited. The limited amount of blood that crosses means the less amount of food that can be transported by blood to reach vital organs. The low amount of food substances that reach the vital organs will inhibit the growth and development of cells forming these vital organs. Low

blood pressure can also cause very rapid and irregular breathing. This is due to the condition in which the heart beats faster, so the body responds by making breathing faster. Histamine and acetylcholine also cause contraction of the bronchial muscles and stimulate the work of the secretion gland resulting in a narrowing of the bronchial tubes and the presence of mucus along the bronchus channel. The narrowing and the presence of lot of slime in the bronchus channel will disrupt the respiratory process and reduce the amount of oxygen that can enter the lungs. This means the amount of oxygen that goes into the blood circulation system is also reduced. Low levels of oxygen will cause disruption of various cell metabolisms in these vital organs. The inhibited growth and development as well as disruption of this cell metabolism will damage the up-making cells of vital organs and eventually will damage the organs and in a certain period of time causes death of rice field rats.

The doses of *lateng ngiu* leaf from 2.5 gram to 10 gram gives a significantly different effect of rats death rate. Where the higher the dose of *lateng ngiu* leaves is, the faster rice field rats die. Dose is the amount of a chemical that gains access to the body. A 16th-century physician and chemist, Philipus Aureolus Theophrastus Bombastus von Hohenheim-Paracelsus, mentions that all substances are poison; nothing is not poison. The exact dose is the only thing that distinguishes toxins from drugs. The addition of doses of *lateng ngiu* leaf in rice field rats food means more doses of histamine and acetylcholine that enter into the body of those rats. The increased doses of histamine and acetylcholine that enter the body of rice field rats will have an impact on the lower blood pressure, the narrower blood vessels and more mucus in the bronchial channel. It means less blood amount flows and less oxygen that can be supplied to the vital organs of the rats. More limited amount of food and oxygen that can be supplied to the organs of the rice field rats, the faster destruction of up-making cells of vital organs will accelerate and ultimately will accelerate the destruction of organs and speed up the time of rats' death.

The addition of *lateng ngiu* leaf doses amount from 10 grams to 20 grams, it, then, was not seen giving a significant difference of rats' death rate effect. In other words, the speed of rats' death uses doses above 10 grams is relatively constant. This happens because in 10 grams of *lateng ngiu* dose and 10 grams of rice has happened things as follows (1) the rat's blood pressure is already at its lowest point, so it cannot be lowered anymore; (2) stimulation on mucosa gland of bronchus channel has reached the maximum threshold so that the secretion of the mucosal gland does not increase; (3) the narrowing of bronchus channel has been maximal.

The increasing number of the students' learning outcomes in the subjects of *capita selecta* biology with ecosystem material practice has increased 1.1 averagely. This is because when students carry out practicum activities are required to prepare their own practice guide, able to collect data, arrange hypotheses, carry out the practice in accordance with the guidelines, discuss and conclude it. Students in practicum are faced with problem solutions. Being able to practice their high-level thinking skills. This skill is highly required for the sake of their learning success. The practicum characteristics which is carried out in a project pattern, with various

concentrations. With this patterned practicum activities students can find their own concepts in building constructivism. Corebima in Sumamampouw (2011) stated that practicum implementation is a complementary activity and if conducted with the principle of constructivism, the level of accuracy and detailed observation highly determines the success in uncovering the observed phenomenon and arrange it into a concept. Ecosystem practice characteristics are also eligible to meet aspects of process skills.

The conducted practicum is a learning approach oriented on process, in the form of skills owned by scientists. Furthermore it is said that the process of science is mental and physical skills to dig information, process it in various ways and use it to explain natural phenomena and solve problems. For example, scientists can observe, measure, clarify, infer, predict, hypothesize, investigate, interpret data, and communicate it. Competence in using these skills provides a learning experience for students to be able to apply knowledge not only to ecosystem material but also to other areas especially in daily life.

This practicum learning requires students' independence in following the ecosystem material. By implementing practicum, it can minimize the gap between theory and reality in nature. Practicum in the ecosystem ensures the meaningful learning sustainability. The learning has a big chance and is meaningful both cognitive, affective and psychomotor. Practicum learning is actually related to organizing, because it must have an organization at any time, balance and a number of knowledge that has been understood related to the discussed matter. This knowledge organization is hereinafter called the cognitive structure and is believed that this structure, determining students to confront the new concept, so the meaning of something new can be found that there is an existing relationship about the previous understanding.

5. Conclusion

The *lateng ngiu* leaf (*Laportea stimulans*) can be used as a traditional control of rats in irrigated rice fields, where a dose of 10 grams of *lateng ngiu* leaf is the most effective and efficient dose. In the implementation of practical learning of ecosystem material, it can improve student learning outcomes.

6. References

1. Fragoso LR, Esparza JR, Burchiel SW, Ruiz DH, Torres E. Risk and benefits of commonly used herbal medicines in Mexico. *Toxicology and Applied Pharmacology*. 2008; (227):128-135.
2. Gunawijaya FA. *Manfaat Penggunaan Antihistamin Generasi Ketiga*. Jakarta: Fakultas Kedokteran Universitas Trisakti. 2017.
3. Peterson ME, Talcott PA. *Small Animal Toxicology*. Ed 2. Elsevier Saunders. Amerika Serikat. 2006.
4. Priyambod S. *Pengendalian Hama Tikus*. Jakarta: Penebar Swadaya. 2003.
5. Sudarmaji dkk. Karakteristik Perkembangbiakan Tikus Sawah Irigasi dan Implementasinya untuk pengendalian. *Penelitian Pertanian Tanaman Pangan*. 2007; 26(2):93-99
6. Sudjiono P, Joko T, dan Hadisusanto S. *Biologi Kelas XI SMA*. Jakarta: Departemen Pendidikan Nasional. 2009.
7. Sukohar A. *Buku Ajar Farmakologi – Asetilkolin dan*

- Nore Efinefrin. Lampung: Fakultas Kedokteran Universitas. Lampung. 2014.
8. Sumampouw HM. Pembelajaran Biologi Dengan Strategi RQA Berbasis Metakognitif, Berpikir Tingkat Tinggi dan Keterampilan Proses. Yogyakarta: Tita Suryap. 2012.